
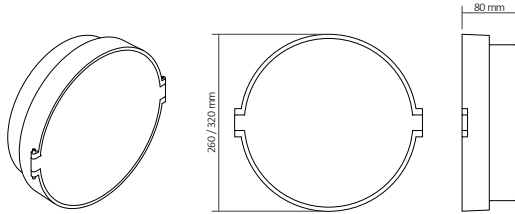


OWEN L800





---

## OWEN L800-130 - WALL/CEILING

**Design:** Cubo Arkitekter

### Light distribution

Directly and symmetrically diffused

### Materials

Housing in aluminium, powder coated  
Ring in cast silumin, powder coated

### Optics

Polycarbonate satiné blend lamp cover, LED optimized

### Light source data

LED type:	Optoga Lilly80AC 230V
Operational life:	Min. 50.000 hours at ta max 25° C. L80B10
Total consumption:	9W
Colour temperature:	3000 or 4000 Kelvin
Colour rendering:	CRI >80 (possibility for >90)
Colour accuracy:	3 steps SDCM
Luminous efficacy:	N/A
Surge protection:	1 kV
Dimming:	DALI

### Installation

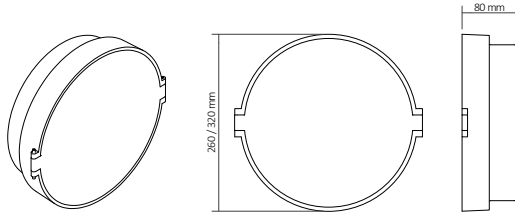
Semi-recessed or surface mounted

### Connection

Access backwards. 1 cable max 3 x 2,5 mm<sup>2</sup>  
3-pole push-in terminal

### CE

Classification: IP21. IK06. Insulation safety class I  
Weight 1 kg.



---

## OWEN L800-260 - WALL/CEILING

**Design:** Cubo Arkitekter

### Light distribution

Directly and symmetrically diffused

### Materials

Housing in aluminium, powder coated  
Ring in cast silumin, powder coated

### Optics

Polycarbonate satiné blend lamp cover, LED optimized

### Light source data

LED type: Optoga Edith230ED  
Operational life: Min. 50.000 hours at ta max 25° C.  
L80B10  
Total consumption: 10W v/300mA  
Colour temperature: 3000 or 4000 Kelvin  
Colour rendering: CRI >80 (possibility for >90)  
Colour accuracy: 3 steps SDCM  
Luminous efficacy: N/A

### Driver data

Driver type: Philips Xitanium  
Operational life: Min. 50.000 hours  
Ingress protection: 2 kV  
Dimming: No. Can be delivered with DALI-driver against surcharge

### Installation

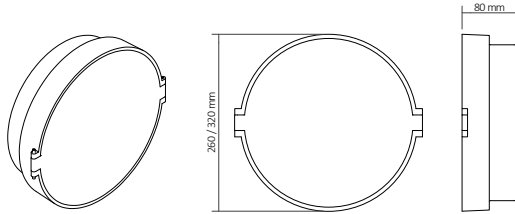
Semi-recessed or surface mounted

### Connection

Access backwards. 2 cables max 5 x 2,5 mm<sup>2</sup>  
5-pole push-in terminal

### CE

Classification: IP21. IK06. Insulation safety class I  
Weight 1,5 kg.



---

## OWEN L800-320 - WALL/CEILING

**Design:** Cubo Arkitekter

### Light distribution

Directly and symmetrically diffused

### Materials

Housing in aluminium, powder coated  
Ring in cast silumin, powder coated

### Optics

Polycarbonate satiné blend lamp cover, LED optimized

### Light source data

LED type: Optoga Edith290ED  
Operational life: Min. 50.000 hours at ta max 25° C.  
L80B10  
Total consumption: 15W v/300mA  
Colour temperature: 3000 or 4000 Kelvin  
Colour rendering: CRI >80 (possibility for >90)  
Colour accuracy: 3 steps SDCM  
Luminous efficacy: N/A

### Driver data

Driver type: Philips Xitanium  
Operational life: Min. 50.000 hours  
Ingress protection: 2 kV  
Dimming: No. Can be delivered with DALI-driver against surcharge

### Installation

Semi-recessed or surface mounted

### Connection

Access backwards. 2 cables max 5 x 2,5 mm<sup>2</sup>  
5-pole push-in terminal

### CE

Classification: IP21. IK06. Insulation safety class I  
Weight 2 kg.